


Shareholding Pattern under Regulation 31 of SEBI (Listing Obligations and Disclosure Requirements) Regulations, 2015

1.	Name of Listed Entity: Oceanic Foods Limited
2.	Scrip Code/Name of Scrip/Class of Security: 540405
3.	Share Holding Pattern Filed under: Reg. 31(1)(a)/Reg. 31(1)(b)/Reg.31(1)(c)
	a. If under 31(1)(b) then indicate the report for Quarter ending
	b. If under 31(1)(c) then indicate date of allotment/extinguishment
4.	Declaration: The Listed entity is required to submit the following declaration to the extent of submission of information:-

	Particulars	Yes*	No*
1	Whether the Listed Entity has issued any partly paid up shares?		No
2	Whether the Listed Entity has issued any Convertible Securities or Warrants?		No
3	Whether the Listed Entity has any shares against which depository receipts are issued?		No
4	Whether the Listed Entity has any shares in locked-in?	Yes	
5	Whether any shares held by promoters are pledge or otherwise encumbered?		No

* If the Listed Entity selects the option 'No' for the questions above, the columns for the partly paid up shares, Outstanding Convertible Securities/Warrants, depository receipts, locked-in shares, No of shares pledged or otherwise encumbered by promoters, as applicable, shall not be displayed at the time of dissemination on the Stock Exchange website. Also wherever there is 'No' declared by Listed Entity in above table the values will be considered as 'Zero' by default on submission of the format of holding of specified securities.

GENERATED ON :05/04/2017 NSDL : 31/03/2017 CDSL :31/03/2017




Oceanic Foods Limited

Table I - Summary Statement holding of specified securities

Category	Category of shareholder	Nos. of shareholders	No. of fully paid up equity shares held	No. of Partly paid-up equity shares held	No. of shares underlying Depository Receipts	Total nos. shares held	Shareholding as a % of total no. of shares (calculated as per SCRR, 1957)	Number of Voting Rights held in each class of securities				Shares Underlying Outstanding convertible securities (including	ing, as a % assuming full conversion of convertible securities	Number of Locked in shares		Number of Shares pledged or otherwise encumbered		Number of equity shares held in dematerialised form
								No of Voting Rights			Total as a % of (A+B+C)			No. (a)	As a % of total Shares held(b)	No. (a)	As a % of total Shares held(b)	
								Class eg: X	Class eg: y	Total								
(I)	(II)	(III)	(IV)	(V)	(VI)	(VII) =	(VIII) As a	(IX)			(X)	(XI)=	(XII)		(XIII)		(XIV)	
(A)	Promoter & Promoter Group	6	2667500	0	0	2667500	71.1333	2667500	0	2667500	71.1333	0	71.1333	2667500	100.0000	0	0.0000	2667500
(B)	Public	223	1082500	0	0	1082500	28.8667	1082500	0	1082500	28.8667	0	28.8667	82500	7.6212	NA	NA	1082500
(C)	Non Promoter - Non Public				0				0			0			0.0000	NA	NA	
(C1)	Shares Underlying DRs	0	0	0	0	0	0.0000	0	0	0	0.0000	0	0.0000	0	0.0000	NA	NA	0
(C2)	Shares Held By Employee Trust	0	0	0	0	0	0.0000	0	0	0	0.0000	0	0.0000	0	0.0000	NA	NA	0
	Total	229	3750000	0	0	3750000	100.0000	3750000	0	3750000	100.0000	0	100.0000	2750000	73.3333	0	0.0000	3750000

GENERATED ON :05/04/2017 NSDL : 31/03/2017 CDSL :31/03/2017



Oceanic Foods Limited

Table II - Statement showing shareholding pattern of the Promoter and Promoter Group

	Category & Name of the shareholders	PAN	Nos. of shareholders	No. of fully paid up equity shares held	Partly paid-up equity shares held	No. of shares underlying Depository Receipts	Total nos. shares held	Shareholding % calculated as per SCRR, 1957 As a % of (A+B+C2)	Number of Voting Rights held in each class of securities				Shares Underlying Outstanding convertible securities (including securities convertible as a % assuming conversion of convertible securities)	Number of Locked in shares		Number of Shares pledged or otherwise encumbered		Number of equity shares held in dematerialised form	
									No of Voting Rights			Total as a % of (A+B+C)		No. (a)	As a % of total Shares held(b)	No. (a)	As a % of total Shares held(b)		
									Class eg: X	Class eg: Y	Total								
1	(i)	(ii)	(iii)	(iv)	(v)	(vi)	(vii) =	(viii) As a	(ix)			(x)	(xi)=	(xii)		(xiii)		(xiv)	
(a)	Individuals / Hindu Undivided Family		6	2667500	0	0	2667500	71.1333	2667500	0	2667500	71.1333	0	71.1333	2667500	100.0000	0	0.0000	2667500
	Vinodrai D. Patel	ABJPP7381H	1	742500	0	0	742500	19.8000	742500	0	742500	19.8000	0	19.8000	742500	100.0000	0	0.0000	742500
	Vinodrai D. Patel	AACHP0897C	1	629937	0	0	629937	16.7983	629937	0	629937	16.7983	0	16.7983	629937	100.0000	0	0.0000	629937
	Nirmala V. Patel	AELPP2575G	1	457468	0	0	457468	12.1991	457468	0	457468	12.1991	0	12.1991	457468	100.0000	0	0.0000	457468
	Ajesh V. Patel	AAOPP4599H	1	352495	0	0	352495	9.3999	352495	0	352495	9.3999	0	9.3999	352495	100.0000	0	0.0000	352495
	Tulan V. Patel	ACMPP8862D	1	336600	0	0	336600	8.9760	336600	0	336600	8.9760	0	8.9760	336600	100.0000	0	0.0000	336600
	Ajesh V. Patel	AACHP0898P	1	148500	0	0	148500	3.9600	148500	0	148500	3.9600	0	3.9600	148500	100.0000	0	0.0000	148500
(b)	Central Government / State Government(s)		0	0	0	0	0	0.0000	0	0	0	0.0000	0	0.0000	0	0.0000	0	0.0000	0
(c)	Financial Institutions / Banks		0	0	0	0	0	0.0000	0	0	0	0.0000	0	0.0000	0	0.0000	0	0.0000	0
(d)	Any Other (Specify)		0	0	0	0	0	0.0000	0	0	0	0.0000	0	0.0000	0	0.0000	0	0.0000	0
	Sub Total (A)(1)		6	2667500	0	0	2667500	71.1333	2667500	0	2667500	71.1333	0	71.1333	2667500	100.0000	0	0.0000	2667500
2	Foreign																		
(a)	Individuals (Non-Resident Individuals / Foreign Individuals)		0	0	0	0	0	0.0000	0	0	0	0.0000	0	0.0000	0	0.0000	0	0.0000	0
(b)	Government		0	0	0	0	0	0.0000	0	0	0	0.0000	0	0.0000	0	0.0000	0	0.0000	0
(c)	Institutions		0	0	0	0	0	0.0000	0	0	0	0.0000	0	0.0000	0	0.0000	0	0.0000	0
(d)	Foreign Portfolio Investor		0	0	0	0	0	0.0000	0	0	0	0.0000	0	0.0000	0	0.0000	0	0.0000	0
(e)	Any Other (Specify)		0	0	0	0	0	0.0000	0	0	0	0.0000	0	0.0000	0	0.0000	0	0.0000	0
	Sub Total (A)(2)		0	0	0	0	0	0.0000	0	0	0	0.0000	0	0.0000	0	0.0000	0	0.0000	0
	Total Shareholding Of Promoter And Promoter Group (A)=(A)(1)+(A)(2)		6	2667500	0	0	2667500	71.1333	2667500	0	2667500	71.1333	0	71.1333	2667500	100.0000	0	0.0000	2667500

Details of Shares which remain unclaimed may be given hear along with details such as number of shareholders, outstanding shares held in demat/unclaimed suspense account, voting rights which are frozen etc.

Note :


(1) PAN would not be displayed on website of Stock Exchange(s)

(2) The term 'Encumbrance' has the same meaning as assigned under regulation 28(3) of SEBI (Substantial Acquisition of Shares and Takeovers) Regulations, 2011.

GENERATED ON :05/04/2017

NSDL : 31/03/2017

CDSL :31/03/2017



Oceanic Foods Limited

Table III - Statement showing shareholding pattern of the Public shareholder

Category & Name of the shareholders	PAN	Nos. of shareholders	No. of fully paid up equity shares held	Partly paid-up equity shares held	No. of shares underlying Depository Receipts	Total nos. shares held	Shareholding % calculated as per SCRR, 1957 As a % of (A+B+C2)	Number of Voting Rights held in each class of securities				Shares Underlying Outstanding convertible securities (including securities convertible into shares)	Number of Locked in shares	Number of Shares pledged or otherwise encumbered		Number of equity shares held in dematerialised form			
								No of Voting Rights			Total as a % of (A+B+C)			No. (a)	As a % of total Shares held(b)		No. (a)	As a % of total Shares held(b)	
								Class eg: X	Class eg: Y	Total									
(I)	(II)	(III)	(IV)	(V)	(VI)	(VII) =	(VIII) As a % of (A+B+C2)	(IX) X	(IX) Y	(IX) Total	(X)	(XI)=	(XII)	(XIII)	(XIV)				
1	Institutions																		
(a)	Mutual Fund		0	0	0	0	0.0000	0	0	0	0.0000	0	0.0000	0	0.0000	NA	NA	0	
(b)	Venture Capital Funds		0	0	0	0	0.0000	0	0	0	0.0000	0	0.0000	0	0.0000	NA	NA	0	
(c)	Alternate Investment Funds		0	0	0	0	0.0000	0	0	0	0.0000	0	0.0000	0	0.0000	NA	NA	0	
(d)	Foreign Venture Capital Investors		0	0	0	0	0.0000	0	0	0	0.0000	0	0.0000	0	0.0000	NA	NA	0	
(e)	Foreign Portfolio Investor		0	0	0	0	0.0000	0	0	0	0.0000	0	0.0000	0	0.0000	NA	NA	0	
(f)	Financial Institutions / Banks		0	0	0	0	0.0000	0	0	0	0.0000	0	0.0000	0	0.0000	NA	NA	0	
(g)	Insurance Companies		0	0	0	0	0.0000	0	0	0	0.0000	0	0.0000	0	0.0000	NA	NA	0	
(h)	Provident Funds/ Pension Funds		0	0	0	0	0.0000	0	0	0	0.0000	0	0.0000	0	0.0000	NA	NA	0	
(i)	Any Other (Specify)		0	0	0	0	0.0000	0	0	0	0.0000	0	0.0000	0	0.0000	NA	NA	0	
	Sub Total (B)(1)		0	0	0	0	0.0000	0	0	0	0.0000	0	0.0000	0	0.0000	NA	NA	0	
	Central Government/ State Government(s)/ President of India																		
	Sub Total (B)(2)		0	0	0	0	0.0000	0	0	0	0.0000	0	0.0000	0	0.0000	NA	NA	0	
3	Non-Institutions																		
(a)	Individuals			0	0											NA	NA		
	i. Individual shareholders holding nominal share capital up to Rs. 2 lakhs.		180	516000	0	0	516000	13.7600	516000	0	516000	13.7600	0	13.7600	0	0.0000	NA	NA	516000
	ii. Individual shareholders holding nominal share capital in excess of Rs. 2 lakhs.		5	226500	0	0	226500	6.0400	226500	0	226500	6.0400	0	6.0400	82500	36.4238	NA	NA	226500
	Harichaben M Joshi	ABKPJ9095P		48000	0	0	48000	1.2800	48000	0	48000	1.2800	0	1.2800	0	0.0000	NA	NA	48000
	Krishnakumar Sitaram Seth	AHPPS2324B		55000	0	0	55000	1.4667	55000	0	55000	1.4667	0	1.4667	55000	100.0000	NA	NA	55000
	Neha Bimal Mehta	AJEPM7806P		74000	0	0	74000	1.9733	74000	0	74000	1.9733	0	1.9733	0	0.0000	NA	NA	74000
(b)	NBFCs registered with RBI		0	0	0	0	0.0000	0	0	0	0.0000	0	0.0000	0	0.0000	NA	NA	0	
(c)	Employee Trusts		0	0	0	0	0.0000	0	0	0	0.0000	0	0.0000	0	0.0000	NA	NA	0	
(d)	Overseas Depositories(holding DRs) (balancing figure)		0	0	0	0	0.0000	0	0	0	0.0000	0	0.0000	0	0.0000	NA	NA	0	
(e)	Any Other (Specify)		38	340000	0	0	340000	9.0667	340000	0	340000	9.0667	0	9.0667	0	0.0000	NA	NA	340000
	Hindu Undivided Family		18	44000	0	0	44000	1.1733	44000	0	44000	1.1733	0	1.1733	0	0.0000	NA	NA	44000
	Non Resident Indians (Non Repat)		1	2000	0	0	2000	0.0533	2000	0	2000	0.0533	0	0.0533	0	0.0000	NA	NA	2000
	Clearing Member		18	242000	0	0	242000	6.4533	242000	0	242000	6.4533	0	6.4533	0	0.0000	NA	NA	242000
	Bansal Finstock Pvt. Ltd.	AACCB1150H		106000	0	0	106000	2.8267	106000	0	106000	2.8267	0	2.8267	0	0.0000	NA	NA	106000
	Bodies Corporate		1	52000	0	0	52000	1.3867	52000	0	52000	1.3867	0	1.3867	0	0.0000	NA	NA	52000
	Pantomath Stock Brokers Private Limited	AAHCP6713F		52000	0	0	52000	1.3867	52000	0	52000	1.3867	0	1.3867	0	0.0000	NA	NA	52000
	Sub Total (B)(3)		223	1082500	0	0	1082500	28.8667	1082500	0	1082500	28.8667	0	28.8667	82500	7.6212	NA	NA	1082500
	Total Public Shareholding (B)= (B)(1)+(B)(2)+(B)(3)		223	1082500	0	0	1082500	28.8667	1082500	0	1082500	28.8667	0	28.8667	82500	7.6212	NA	NA	1082500

Details of the shareholders acting as persons in Concert Including their Shareholding (No. and %):

No. of shareholders	No. of Shares


Details of Shares which remain unclaimed may be given hear along with details such as number of shareholders, outstanding shares held in demat/unclaimed suspense account, voting rights which are frozen etc.

Note :

(1) PAN would not be displayed on website of Stock Exchange(s).

(2) The above format needs to disclose name of all holders holding more than 1% of total number of shares

(3) W.r.t. the information pertaining to Depository Receipts, the same may be disclosed in the respective columns to the extent information available and the balance to be disclosed as held by custodian.



Oceanic Foods Limited

Table IV - Statement showing shareholding pattern of the Non Promoter- Non Public shareholder

	Category & Name of the shareholders	PAN	Nos. of shareholders	No. of fully paid up equity shares held	Partly paid-up equity shares held	No. of shares underlying Depository Receipts	Total nos. shares held	Shareholding % calculated as per SCRR, 1957 As a % of (A+B+C2)	Number of Voting Rights held in each class of securities				Shares Underlying Outstanding convertible securities (including	ing, as a % assuming full conversion of convertible securities	Number of Locked in shares		Number of Shares pledged or otherwise encumbered		Number of equity shares held in dematerialised form
									No of Voting Rights			Total as a % of (A+B+C)			No. (a)	As a % of total Shares held(b)	No. (a)	As a % of total Shares held(b)	
									Class eg: X	Class eg: Y	Total								
1	Custodian/DR Holder		0	0	0	0	0	0.0000	0	0	0	0.0000	0	0.0000	0	0.0000	NA	NA	0
2	Employee Benefit Trust (under SEBI (Share based Employee Benefit) Regulations, 2014)		0	0	0	0	0	0.0000	0	0	0	0.0000	0	0.0000	0	0.0000	NA	NA	0
	Total Non-Promoter- Non Public Shareholding (C)= (C)(1)+(C)(2)		0	0	0	0	0	0.0000	0	0	0	0.0000	0	0.0000	0	0.0000	NA	NA	0

Note :

(1) PAN would not be displayed on website of Stock Exchange(s).

(2) The above format needs to disclose name of all holders holding more than 1% of total number of shares

(3) W.r.t. the information pertaining to Depository Receipts, the same may be disclosed in the respective columns to the extent information available and the balance to be disclosed as held by custodian.

GENERATED ON :05/04/2017

NSDL : 31/03/2017

CDSL :31/03/2017

